

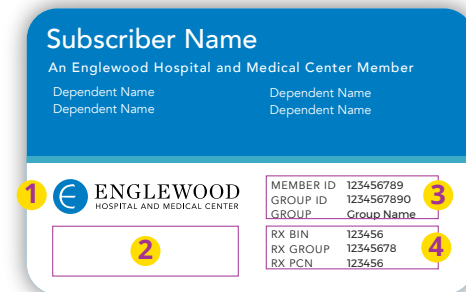
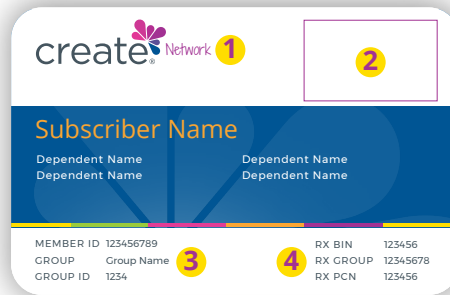


# Becoming Familiar with Create ID Cards



## ID Card Key

- 1 This is the network in which a member will receive in-network care and benefits.
- 2 This space is reserved for an employer's logo.
- 3 A member will use this section when filling out patient forms, or while calling member services.
- 4 This section is for pharmacists to reference when filling prescriptions.
- 5 This number is for member services.
- 6 Member copay amounts.
- 7 This is information you need to submit medical claims.
- 8 This is the out-of-area network that covers members when traveling out of the region.
- 9 We're here to help! Visit us online at any time for self-service, or call provider services.

Below are samples of Create® ID cards. Becoming familiar with the information shown will help during patient visits, or while contacting Create provider services.



Refer to this section to determine any copay that your patient may owe. You will also look here to see how to get in touch with Create.



The member ID cards shown above are for illustrative purposes only. The member ID cards may or may not change at the full discretion of Brighton Health Plan Solutions.